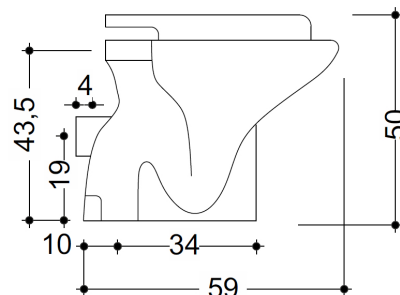
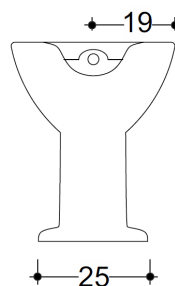
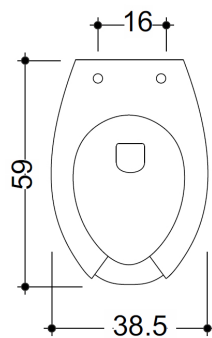


Tipologia: Vaso disabili a terra

Rif: PW011 - PRESTOWASH 011 - scarico a pavimento



> Dimensioni:

- 380 x 500 x 490 mm

> Materiali:

- ceramica bianca

> Ergonomia:

- catino allungato
- apertura anteriore

> Fornito con:

- sifone incorporato con scarico a pavimento

> Norma / conformità:

- prodotto a norma P.D.R. 503/96